

2008-2009



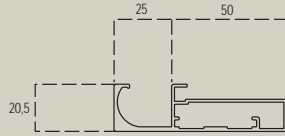
PORTES EN ALUMINIUM
ALUMINUM DOORS



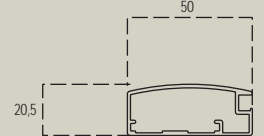
PROFILÉ D'ALUMINIUM | ALUMINUM PROFILE / SS : INOXYDABLE | STAINLESS



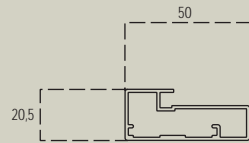
82 SS



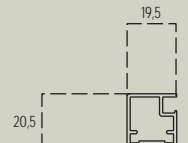
86 SS



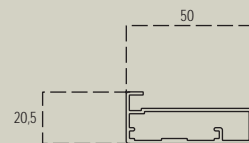
87 SS



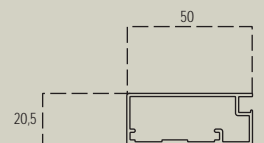
88 SS



89 SS



90 SS



PROFILÉ D'ALUMINIUM | ALUMINUM PROFILE / SS : INOXYDABLE | STAINLESS



COMPLÉMENTE VOS ÉLECTROMÉNAGERS

EN ACIER INOXYDABLE

COMPLEMENT YOUR STAINLESS

STEEL APPLIANCES



PORTES EN ALUMINIUM FABRIQUÉES SUR MESURE

FINITION STYLE ACIER INOXYDABLE

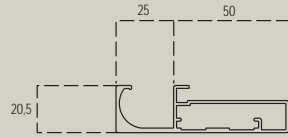
ALUMINUM DOORS MADE TO SIZE

STAINLESS STEEL LOOK FINISH

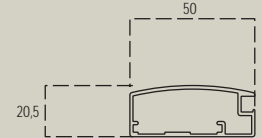
PROFILÉ D'ALUMINIUM | ALUMINUM PROFILE / CA : ANODISÉ CLAIR | CLEAR ANODIZED



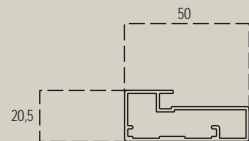
82 CA



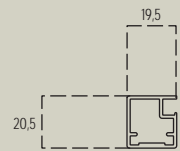
86 CA



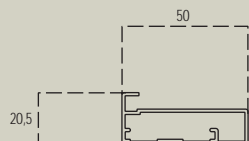
87 CA



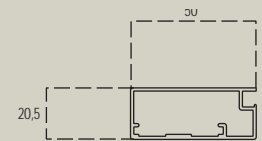
88 CA



89 CA



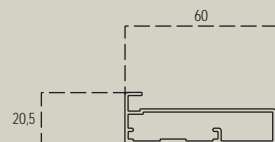
90 CA



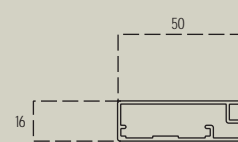
PROFILÉ D'ALUMINIUM | ALUMINUM PROFILE / CA : ANODISÉ CLAIR | CLEAR ANODIZED



96 CA



98 CA



UNE TOUCHE PARFAITE POUR LES CUISINES ET MEUBLES
DE BUREAU OU DE CHAMBRE À COUCHER

PERFECT FOR KITCHEN CABINETS, OFFICE OR BEDROOM
FURNITURE



SÉLECTION DE VERRE | GLASS SELECTION



ECLISSE CLAIR
ECLISSE CLEAR

G1




CLAIR
CLEAR

G1



FLUTEX CLAIR
FLUTEX CLEAR

G1



KRIZET CLAIR
KRIZET CLEAR

G1




MCARRÉ CLAIR
MSQUARE CLEAR

G1



NATURE CLAIR
NATURE CLEAR

G1



SCREEN CLAIR
SCREEN CLEAR

G1



TWEED CLAIR
TWEED CLEAR

G1

SÉLECTION DE VERRE | GLASS SELECTION



ACIDE BRONZE
ACID BRONZE

G2



ACIDE GRIS
ACID GREY

G2



ACIDE BLANC
ACID WHITE

G2



QUATRIX SABLÉ
QUATRIX SANDED

G2




SALTO CLAIR
SALTO CLEAR

G2



ACIDE MIRROR
ACID MIRROR

G3



LINATA BLANC
LINATA WHITE

G3



MINI BLANC
MINI WHITE


G3

SÉLECTION DE VERRE | GLASS SELECTION



NOIR PROFOND
DEEP BLACK

G3



GRIS PROFOND
DEEP GREY

G3



GRIS CLAIR
LIGHT GREY

G3



BRONZE CLAIR
LIGHT BRONZE

G3



ORANGE PUR
PURE ORANGE

G3




ROUGE PUR
PURE RED

G3



BLANC DOUX
SOFT WHITE

G3



BLEU DOUX
SOFT BLUE

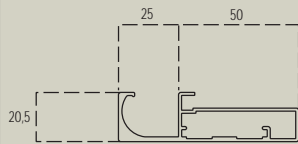
G3

Couleurs peuvent varier en raison de l'impression, vérifiez avec les échantillons.
Colors may vary due to printing, please verify color samples.

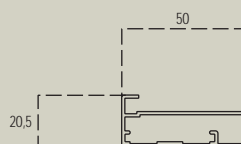
SÉLECTION DE MÉLAMINE & PROFILÉ | MELAMINE & PROFILE SELECTION



82 CA




89 CA



DISPONIBLES SEULEMENT AVEC
82CA & 89CA

AVAILABLE ONLY WITH 82CA & 89CA



T449C

G1




T461C

G1




T462C

G1



T469S

G1



T475S

G1



T521C

G1



P204S

G1



P205S

G1



P207S

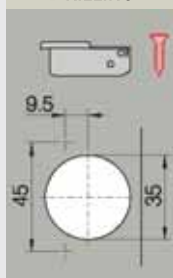
G1



QUINCAILLERIE FONCTIONNELLE | FUNCTIONAL HARDWARE

SÉRIE 90
90 SERIES

PERÇAGE
DRILLING



CHARNIÈRES 'CLIP' | CLIP-ON HINGES

'FERRARI ANYWAY CLIP'

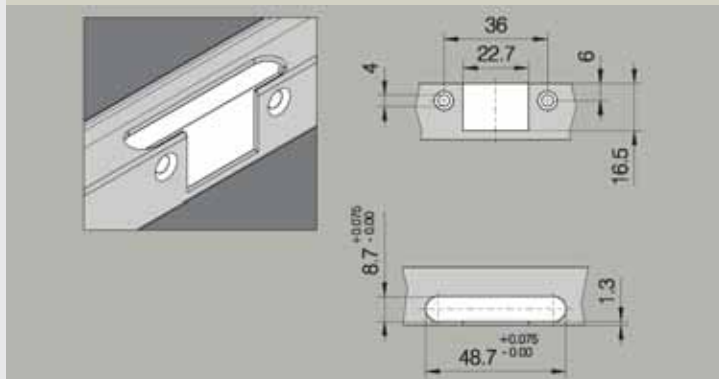
CODE	RECOUVREMENT OVERLAY	ANGLE D'OUVERTURE OPENING ANGLE	NOTES
G-9079-25A1	PLEIN FULL	110°	CHARNIÈRE À VISSER, RÉGLAGE DANS 3 DIMENSIONS SCREW ON, 3 DIMENSIONAL ADJUSTMENT
G-9079-25B	DEMI HALF	110°	CHARNIÈRE À VISSER SCREW ON
G-9079-25C	ENCASTRÉE INLAY	110°	CHARNIÈRE À VISSER SCREW ON
G-9079-25F	PLEIN FULL	180°	CHARNIÈRE À VISSER SCREW ON

PLAQUE DE MONTAGE | MOUNTING PLATES

CODE	HAUTEUR HEIGHT	PERÇAGE DRILLING	NOTES
P-2150-25B	3.5MM	32MM	AVEC +1.5MM D'AJUSTEMENT +1.5MM OF CAM ADJUSTMENT
P-2150-25C	4.5MM	32MM	AVEC +1.5MM D'AJUSTEMENT +1.5MM OF CAM ADJUSTMENT

CODE	RECOUVREMENT OVERLAY	ANGLE D'OUVERTURE OPENING ANGLE	NOTES
G-9035-25A	PLEIN FULL	95°	POUR PORTE EN ALUMINIUM FOR METAL PROFILES


PERÇAGE | DRILLING



G-9035-25A



M-0703-76A



SYSTÈME D'OUVERTURE VERTICALE
VERTICAL OPENING SYSTEM

POIDS DE LA PORTE DOOR WEIGHT	3.6KG - 4.5KG
HAUTEUR MINIMUM DU CAISSON MINIMUM CABINET HEIGHT	390MM
HAUTEUR MAXIMUM DU CAISSON MAXIMUM CABINET HEIGHT	450MM
LARGEUR MINIMUM DU CAISSON MINIMUM CABINET WIDTH	600MM
LARGEUR MAXIMUM DU CAISSON MAXIMUM CABINET WIDTH	900MM

OUVERTURE DE LA PORTE AVEC UN MINIMUM DE PROJECTION VERS L'AVANT
OPENS DOOR WITH MINIMUM FRONT PROJECTION

AJUSTABLE EN LARGEUR
ADJUSTABLE WIDTH

BARRE DE CONNEXION DE 1500 MM INCLUS
1500 MM CONNECTION BAR INCLUDED

QUINCAILLERIE FONCTIONNELLE | FUNCTIONAL HARDWARE

CE FREIN "KLOK" GARDE LE POSITIONNEMENT DE LA PORTE A L'ANGLE VOULU. LE FREINAGE EST VERS LE BAS.

"KLOK" DOOR BRAKING ARM OPENS & HOLDS DOOR MEMBER AT DESIRED OPEN ANGLE. BRAKING ACTION IS IN CLOSING.

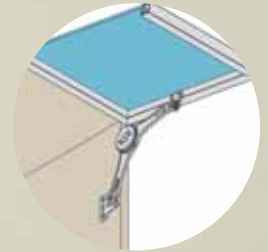
BRAS DE SUSPENSION "KLOK" | "KLOK" LID STAYS

CODE	CÔTÉ SIDE	CAPACITÉ DE CHARGE LOAD CAPACITY	ANGLE MAXIMUM D'OUVERTURE MAXIMUM OPENING ANGLE
M-0276-25A	DROIT RIGHT	8KG / PAIRE 8KG / PAIR	75°/90°/105°
M-0276-25B	GAUCHE LEFT	8KG / PAIRE 8KG / PAIR	75°/90°/105°
M-0276-25R	RÉVERSIBLES REVERSABLE	8KG / PAIRE 8KG / PAIR	75°/90°/105°
M-0277-25A	GAUCHE LEFT	12KG / PAIRE 12KG / PAIR	75°/90°/105°
M-0277-25B	DROIT RIGHT	12KG / PAIRE 12KG / PAIR	75°/90°/105°

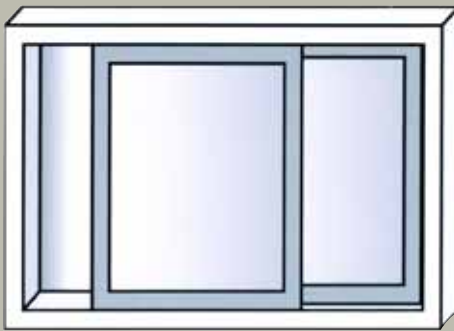
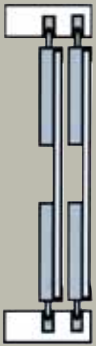
ACCESSOIRES | ACCESSORIES

CODE	NOTES
M-0100-25A	ÉQUERRE À UTILISER AVEC PROFILS 88CA & 88SS BRACKET FOR USE WITH 88CA & 88SS PROFILES

FERRARI KLOK



SYSTÈME COULISSANT SLIDING SYSTEM




FICHE TECHNIQUE | TECHNICAL DATA

LARGEUR DE LA PORTE DOOR WIDTH	(INTÉRIEUR CAISSON + LARGEUR PROFILÉ) / 2 (CABINET INTERIOR + PROFILE WIDTH) / 2
HAUTEUR DE LA PORTE DOOR HEIGHT	INTÉRIEUR CAISSON - 6MM CABINET INTERIOR - 6MM
RAINURE GROOVE	10 MM DE PROFONDEUR 9 MM DE LARGE 10 MM DE PROFONDEUR 9 MM DE LARGE
ROULETTES PAR PORTE ROLLERS PER DOOR	4

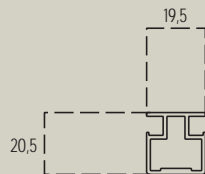


CODE	NOTES
M-SKIT-76A	KIT DE ROULETTES INSTALLÉES - 4 ROULETTES PAR PORTE (PORTE EN SUS) SLIDING KIT, INSTALLED - 4 ROLLERS PER DOOR (DOOR NOT INCLUDED)
M-RAIL-76A	RAIL, FINI ALUMINIUM ANODISÉ SLIDING RAIL, ANODIZED ALUMINIUM FINISH

ACCESSOIRES / ACCESSORIES



84CA & 84SS




DISPONIBLE AVEC LES PROFILÉS 88 & 89 SEULEMENT

AVAILABLE FOR USE WITH 88 & 89 PROFILES ONLY

ADAPTABLE À TOUS LES PROFILÉS
5" DE LONGEUR
POSITIONNÉ 2-1/2" DU BORD

FITS ALL PROFILES
5" LONG
POSITIONED 2-1/2" FROM EDGE


80CA & 80SS



QUINCAILLERIE DÉCORATIVE | DECORATIVE HARDWARE

H-8500-25B 160 c.c. H-8503-25B 320 c.c.	H-2972-25B 128 c.c. H-2972-25E 225 c.c. H-2972-25H 385 c.c.	H-3076-25B 128 c.c.	K-8790-25B
H-7322-25B 160 c.c.	K-8800-25B	H-7462-25B 128 c.c. H-7461-25B 160 c.c.	K-8080-25B
H-8500-17D 160 c.c. H-8503-17D 320 c.c.	H-7412-17D 128 c.c.	H-7472-17D 96 c.c. H-7471-17D 128 c.c.	K-8090-17D
H-0026-17D 192 c.c.	K-8830-17D	H-7462-17D 128 c.c. H-7461-17D 160 c.c.	K-8080-17D

TABLETTE LUMINEUSE | LIGHT SHELF



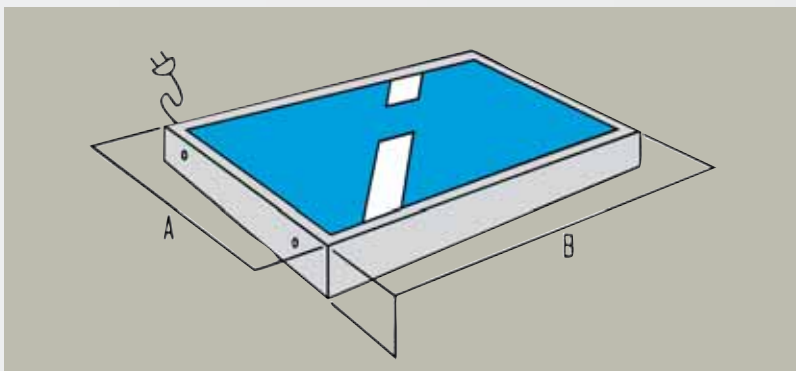
FABRIQUÉES SUR MESURE

MADE TO SIZE



FIXÉE AU MUR OU À L'INTÉRIEUR D'UN CABINET

FOR USE ON THE WALL OR INSIDE A CABINET



HAUTEUR HEIGHT	50 MM 2"
A: PROFONDEUR DEPTH	MIN: 6" - MAX: 24"
B: LARGEUR WIDTH	MIN: 6" - MAX: 48"

TABLETTE LUMINEUSE LIGHT SHELF


CODE	M-ALUX-76A
VERRE GLASS	ACIDE BLANC WHITE ACID
FINI FINISH	ANODISÉ CLAIR CLEAR ANODIZED

DEUX NÉONS
TWO NEONS

FIL À GAUCHE
WIRE ON LEFT SIDE

PRÉ-PERCÉ POUR FIXATION
PREDRILLED TO BE FIXED

RÉSUMÉ | SUMMARY





MONTREAL
 TEL. : (514) 351-1460
 FAX : (514) 355-1310
 EMAIL : CNMDMTL@CANMADE.COM

TORONTO
 TEL. : (416) 798-7198
 FAX : (905) 738-0864
 EMAIL : CNMDTOR@CANMADE.COM

WWW.CANMADE.COM

INFO CLIENT CUSTOMER INFO		NOM / NAME:	
No. CLIENT CUSTOMER No. :		ADRESSE / ADDRESS:	
DATE COMMANDE ORDER DATE:			
No. BON. COMM. P.O No.:		TEL No. :	FAX No. :

DIMENSIONS DE PORTE / DOOR DIMENSIONS	VERRE / GLASS																				
<p>**Veuillez noter les lettres ont changé **Please note letters have changed</p>	<p>GROUP 1</p> <table border="0"> <tr> <td><input type="checkbox"/> Clair/ Clear</td> <td><input type="checkbox"/> Éclisse/ Eclisse</td> <td><input type="checkbox"/> Flutex</td> <td><input type="checkbox"/> Krizet</td> <td><input type="checkbox"/> Mcarré/ Msquare</td> </tr> <tr> <td><input type="checkbox"/> Screen</td> <td><input type="checkbox"/> Tweed</td> <td><input type="checkbox"/> Nature</td> <td></td> <td></td> </tr> </table> <p>GROUP 2</p> <table border="0"> <tr> <td><input type="checkbox"/> Acide Bronze/ Acid Bronze</td> <td><input type="checkbox"/> Acide Gris/ Acid Grey</td> <td><input type="checkbox"/> Acide Blanc/ Acid White</td> <td><input type="checkbox"/> Quatrix</td> <td><input type="checkbox"/> Salto</td> </tr> </table> <p>GROUP 3</p> <table border="0"> <tr> <td><input type="checkbox"/> Acide Miroir/ Acid Mirror</td> <td><input type="checkbox"/> Linata Blanc/ Linata White</td> <td><input type="checkbox"/> Mini Blanc/ Mini White</td> <td colspan="2">Autre / Other: _____</td> </tr> </table> <p>TREMPE / TEMPERED: <input type="checkbox"/> Oui/YES <input type="checkbox"/> Non/NO</p>	<input type="checkbox"/> Clair/ Clear	<input type="checkbox"/> Éclisse/ Eclisse	<input type="checkbox"/> Flutex	<input type="checkbox"/> Krizet	<input type="checkbox"/> Mcarré/ Msquare	<input type="checkbox"/> Screen	<input type="checkbox"/> Tweed	<input type="checkbox"/> Nature			<input type="checkbox"/> Acide Bronze/ Acid Bronze	<input type="checkbox"/> Acide Gris/ Acid Grey	<input type="checkbox"/> Acide Blanc/ Acid White	<input type="checkbox"/> Quatrix	<input type="checkbox"/> Salto	<input type="checkbox"/> Acide Miroir/ Acid Mirror	<input type="checkbox"/> Linata Blanc/ Linata White	<input type="checkbox"/> Mini Blanc/ Mini White	Autre / Other: _____	
<input type="checkbox"/> Clair/ Clear	<input type="checkbox"/> Éclisse/ Eclisse	<input type="checkbox"/> Flutex	<input type="checkbox"/> Krizet	<input type="checkbox"/> Mcarré/ Msquare																	
<input type="checkbox"/> Screen	<input type="checkbox"/> Tweed	<input type="checkbox"/> Nature																			
<input type="checkbox"/> Acide Bronze/ Acid Bronze	<input type="checkbox"/> Acide Gris/ Acid Grey	<input type="checkbox"/> Acide Blanc/ Acid White	<input type="checkbox"/> Quatrix	<input type="checkbox"/> Salto																	
<input type="checkbox"/> Acide Miroir/ Acid Mirror	<input type="checkbox"/> Linata Blanc/ Linata White	<input type="checkbox"/> Mini Blanc/ Mini White	Autre / Other: _____																		

PROFILÉS / PROFILES

82CA	82SS	86CA	86SS	87AC	87SS	88CA	88SS	89CA	89SS	90CA	90SS	96CA	98CA

CA= Anodisé Clair / Clear Anodized | SS= Acier Inoxydable / Stainless Steel

COMMANDE / ORDER									
QTÉ QTY	DIMENSIONS DES PORTES DOOR DIMENSIONS					PENTURE HINGE	PROFILÉS PROFILE	VERRE & ORIENTATION GLASS & ORIENTATION	PRIX PRICE
								TYPE	
	A	B <small>*Côté charnière *Hinged side</small>	C	D	E				

TOTAL DE PORTES TOTAL DOORS	TOTAL	
--------------------------------	--------------	--

ACCEPTÉ PAR/ ACCEPTED BY:

Signature

Lettres Mouleés / Block Letters



TORONTO

Tel.: 416.798.7198
1.800.668.7636

Fax: 905.738.0864

Email: cnmdtor@canmade.com

MONTREAL

Tél.: 514.351.1460
1.800.361.8969

Fax: 514.355.1310

Email: cnmdmtl@canmade.com

www.canmade.com